


TECHNICAL DATA SHEET

TECHNICAL DATA

Number of stage : 1 thru 7 (cast) - 1 thru 8 (fabricated)
 Inlet connection : 12" (305 mm) flange, matches 125# ANSI
 Outlet connection : 12" (305 mm) flange, matches 125# ANSI
 Operating speed : 3550 rpm in direct drive (60Hz),
 Lubrication : Oil type with constant level
 Impeller diameter : 25" (636 mm)
 Impeller tip speed : 390 fps (119 m/sec)
 Drive : Direct drive or gear box or V-belts
 Vibration tolerance : 1.25 mils peak-to-peak (4.5 mm /s)
 Shaft end : 2" 3/8 (60 mm), inlet end drive standard.

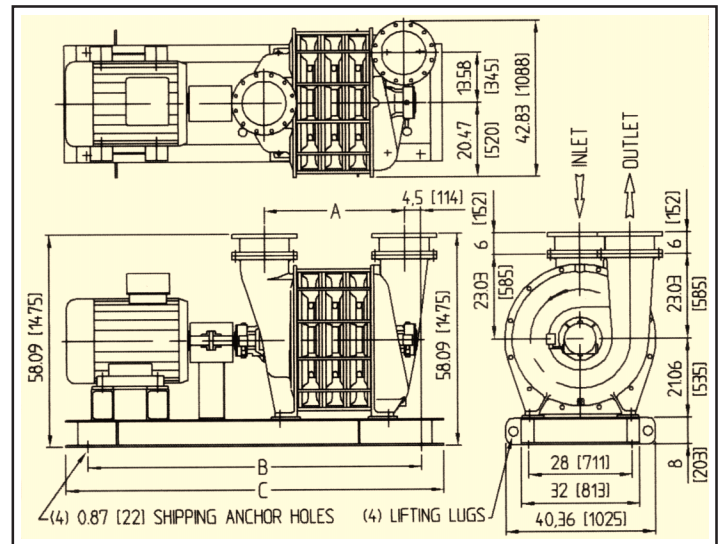
"151" SERIES



AIR & GAS

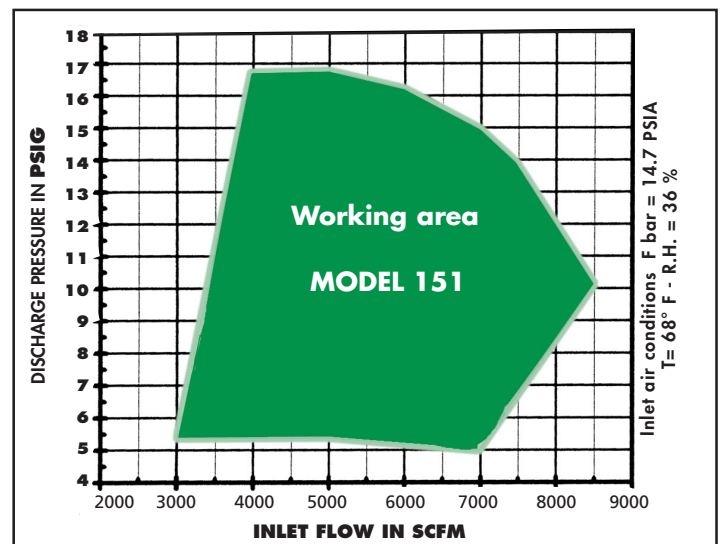
MATERIALS OF CONSTRUCTION

Heads, Sections, Bearing housings : Cast iron ASTM A-48 Class 35B
 Tie rods : 13/16" (20 mm) diameter cold drawn steel A60
 Joint sealing compound : RTV IS502 Silicone
 Seals (air) : Two graphit rings each end
 Seals (gas) : Four carbon rings each end with inert gas injection
 Bearings : Ball bearings 6313 C3 PER AFBMA B10 STANDARD
 Shaft : AISI 1038 Carbon steel or equivalent
 Impellers : Fabricated aluminium ASTM 6061 / Cast ASTM 360
 Baffle rings : Stainless steel
 Motor pedestal : Structural steel.
 Base pads : Korfund Elasto-rib or equivalent
 Noise level : In compliance with OSHA standards when machine is fully piped (certified tests available).



BLOWER SIZE	"A"	"B"	"C"	WEIGHT		ROTOR WK ² (lb. ft ²)	
				LBS	KG	CAST	FABRIC.
15101	18.26 (464)	60.0 (1524)	72.0 (1829)	2200	1000	20.10	6.50
15102	24.76 (629)	72.0 (1829)	84.0 (2134)	2930	1330	39.75	12.66
15103	31.25 (794)	84.0 (2134)	96.0 (2438)	3640	1650	59.40	18.82
15104	37.75 (959)	90.0 (2286)	102.0 (2591)	4300	1950	79.05	24.98
15105	44.25 (1124)	96.0 (2438)	108.0 (2743)	4980	2260	98.70	31.14
15106	50.74 (840)	102.0 (2591)	114.0 (2896)	5650	2560	118.35	37.30
15107	57.25 (1454)	108.0 (2743)	120.0 (3048)	6330	2870		43.46
15108	63.74 (1619)	120 (3048)	132 (3353)	7050	3200		49.62

DIMENSIONS ARE IN INCHES AND (MM)
 ACTUAL DIMENSIONS MAY VARY SLIGHTLY TO SUIT APPLICATION



Values, dimensions and reference in this brochure are approximate and intended as a guide only, not for construction and are subject to change without notice.

CONTINENTAL BLOWER LLC · CONTINENTAL BLOWER LLC · CONTINENTAL BLOWER LLC · CONTINENTAL BLOWER LLC ·

